

Tall Buildings in Numbers

2010: A Tall Building Review

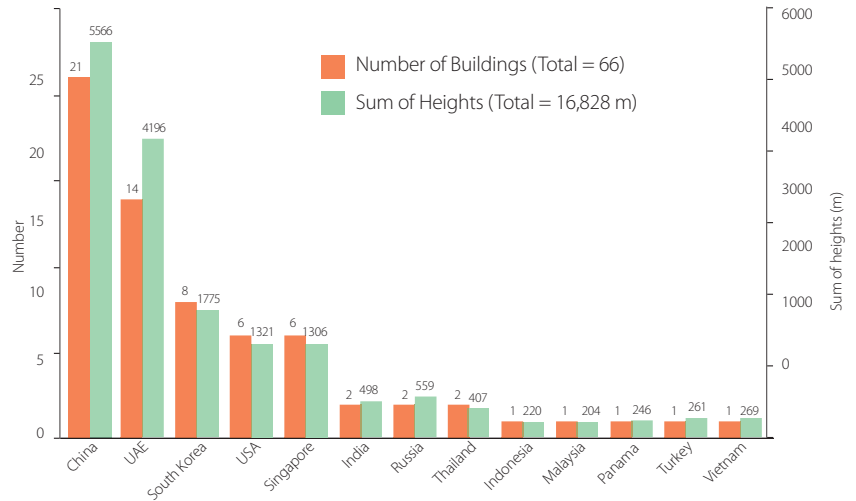
Note: For a detailed "Tallest Twenty in 2010" analysis, see page 40-43

All Buildings 200 meters or Taller Completed in 2010

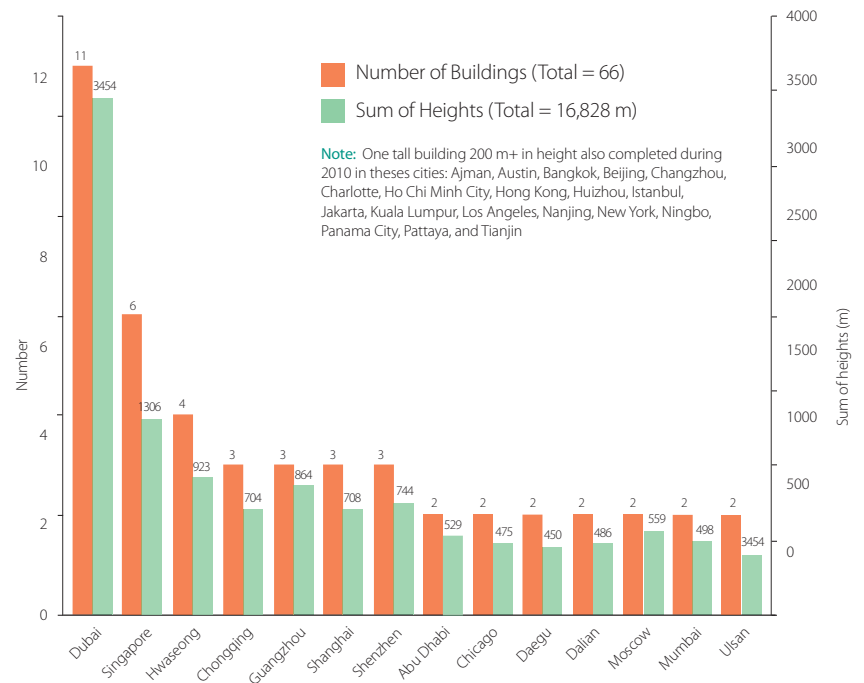
Asia Middle East North America Europe Central America

No	Building Name	City	Stories	m	ft
1	Burj Khalifa	Dubai	163	828	2717
2	International Commerce Centre	Hong Kong	108	484	1588
3	Nanjing Greenland Financial Center	Nanjing	66	450	1476
4	Guangzhou Int Finance Center	Guangzhou	103	438	1435
5	The Index	Dubai	80	328	1076
6	HHHR Tower	Dubai	72	318	1042
7	Ocean Heights	Dubai	82	310	1017
8	Capital City Moscow Tower	Moscow	76	302	989
9	Sky Tower	Abu Dhabi	74	291	955
10	Excellence Century Plaza Tower 1	Shenzhen	60	288	945
11	Sulafa Tower	Dubai	75	285	935
12	Shanghai Wheelock Square	Shanghai	58	270	887
13	Hotel JAL Tower	Dubai	60	269	883
14	Bitexco Financial Tower	Ho Chi Minh	68	269	882
15	Lanko Int Complex Yage Tower	Chongqing	54	268	879
16	Istanbul Sapphire	Istanbul	54	261	856
17	Capital City St. Petersburg Tower	Moscow	65	257	843
18	Excellence Century Plaza Tower 2	Shenzhen	57	250	820
19	The Legacy at Millennium Park	Chicago	73	249	818
20	Hwaseong Dongtan Metapolis 101	Hwaseong	66	249	817
21	The Imperial I	Mumbai	60	249	817
22	The Imperial II	Mumbai	60	249	817
23	Hwaseong Dongtan Metapolis 104	Hwaseong	66	247	812
24	Ocean Two	Panama City	73	246	806
25	Marina Bay Financial Center Tower II	Singapore	50	245	804
26	Dalian Futures Square 1	Dalian	53	243	797
27	Dalian Futures Square 2	Dalian	53	243	797
28	Tianjin Junlin Tianxia Building	Tianjin	88	239	784
29	Sun Tower	Abu Dhabi	64	238	779
30	Rolex Tower	Dubai	63	235	771
31	Churchill Residence	Dubai	61	235	771
32	CCTV Headquarters	Beijing	49	234	768
33	Mag 218 Tower	Dubai	66	232	761
34	Goldman Sachs Headquarters	New York	44	228	749
35	Kaina Business Plaza	Changzhou	56	228	748
36	Blue Cross Headquarters	Chicago	54	226	743
37	Suseong Leader's View 1	Daegu	57	225	738
38	Suseong Leader's View 2	Daegu	57	225	738
39	Hwaseong Dongtan Metapolis 102	Hwaseong	60	224	734
40	Marina Bay Residences	Singapore	55	222	728
41	Equity Tower	Jakarta	44	220	722
42	CITIC Pacific HQ	Shanghai	49	219	717
43	Mandarin Oriental	Shanghai	49	219	717
44	The Orchard Residences	Singapore	56	218	715
45	One Link Walk	Guangzhou	53	218	715
46	Sheraton Int Business Center 1	Chongqing	42	218	715
47	Sheraton Int Business Center 2	Chongqing	42	218	715
48	R&F International Center	Huizhou	48	218	715
49	Corniche Tower	Ajman	53	213	699
50	Al Rostamani Maze Tower	Dubai	56	210	689
51	Austonian	Austin	56	208	683
52	Vertical City	Guangzhou	51	208	682
53	Marina Bay Sands Hotel 1	Singapore	57	207	679
54	Marina Bay Sands Hotel 2	Singapore	57	207	679
55	Marina Bay Sands Hotel 3	Singapore	57	207	679
56	Ningbo International Trade Center	Ningbo	46	207	679
57	The Vue	Charlotte	50	207	677
58	East Pacific Center Tower C	Shenzhen	40	206	676
59	Northpoint South Tower	Pattaya	54	205	673
60	Troika Tower 3	Kuala Lumpur	50	204	670
61	Nassima Tower	Dubai	49	204	669
62	Hwaseong Dongtan Metapolis 103	Hwaseong	55	203	667
63	L.A. Live Hotel & Condominiums	Los Angeles	54	203	667
64	The Pano	Bangkok	54	202	664
65	Taehwa River Iaan Exodium Tower 1	Ulsan	54	201	659
66	Taehwa River Iaan Exodium Tower 2	Ulsan	54	201	659

Tall Buildings 200 meters or Taller Completed in 2010: by Country



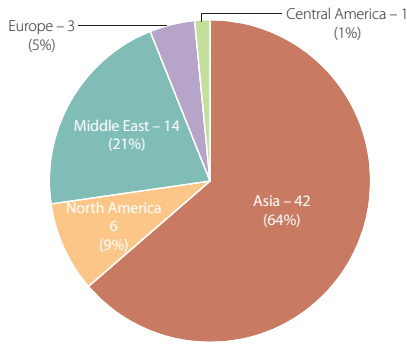
Tall Buildings 200 meters or Taller Completed in 2010: by City



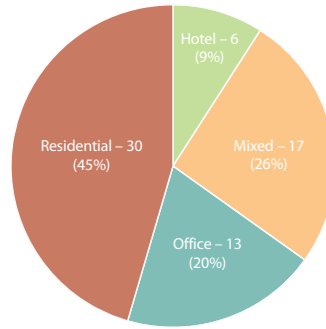
China is the country that dominates the 2010 list, with 3 buildings in the tallest 5 and 32% of the list overall. Asia + the Middle East account for 85% of the list.

8 Supertalls were completed during 2010 – the most of any year on record. Only one of these is outside China & UAE – Capital City Moscow Tower.

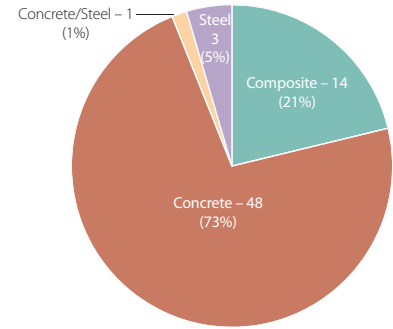
Tall Buildings 200 meters or Taller Completed in 2010: **by Region**



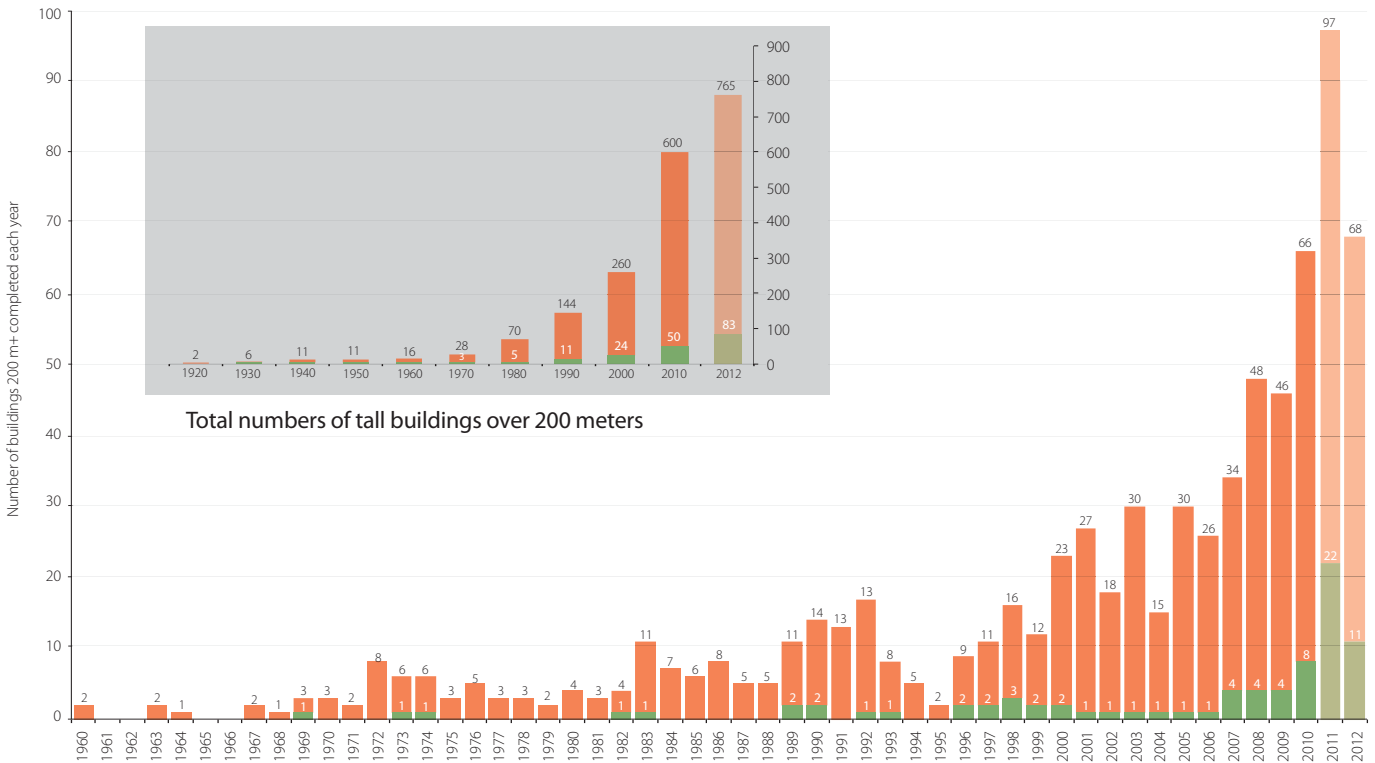
Tall Buildings 200 meters or Taller Completed in 2010: **by Function**



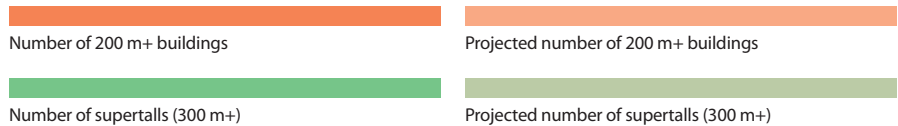
Tall Buildings 200 meters or Taller Completed in 2010: **by Structural Material**



Tall buildings 200 meters or taller completed each year from 1960 to 2012



Total numbers of tall buildings over 200 meters



Note:
 1. We can predict 2011–2012 building completions with some accuracy due to projects now in advanced construction. From 2013, we expect to see a drop in the number of tall buildings completed due to the global recession, until the worldwide economy recovers.
 2. Totals after 2001 take into account the destruction of the World Trade Center Towers 1 and 2

The 66 buildings 200 m or taller completed in 2010 are located across 33 cities. Dubai is the city with the most: 11 buildings, with 4 of them being super-talls (300 m+).

The percentage of office buildings on the list has fallen from 42% in 2009 to just 20% in 2010. Residential has increased from 34% to 45%.

In the previous year, 2009, North America had 3 buildings in the tallest 5 including the first, second and fifth tallest. In 2010 the tallest North American building comes in at #19.